


# Nested Star Table Runner – Half-Day Workshop

Take your 60 degree skills to the next level and learn the Nested Star Technique while creating this beautiful table runner. Once you have learned this technique the design possibilities are endless.



Project Size: 19" x 43" Table Runner

Required: Six in a Square© Tool and Nested Star Sprint

FABRIC	UNITS	CUTTING
Accent ¼ - 1/3 yard (Red)	Small Star Points	(2) 2 ¼ " WOF strips
	Inner Border	(3) 1 ½ " WOF strips
Medium ¼ - 1/3 yard (Green / Blue)	Triangles	(2) 4 ¼ " WOF strips
Background 1/3 – ½ yard (White)	Small Triangles	(1-2) 2 ¾ " WOF strips
	UNIT 2/3 Background	(3) 3 ¾ " WOF strips
FOCUS ¼ - 1/3 yard	Outer Border	(3) 3" WOF strips

## CLASS INFORMATION

- Welcome letter will provide detailed pre-cutting information.
- Requires the Six In A Square Tool - \$31.96  
(A 15% class discount)
- Pattern and a paper copy of the Nested Star Sprint is included with the class, so no additional pattern purchase is needed.

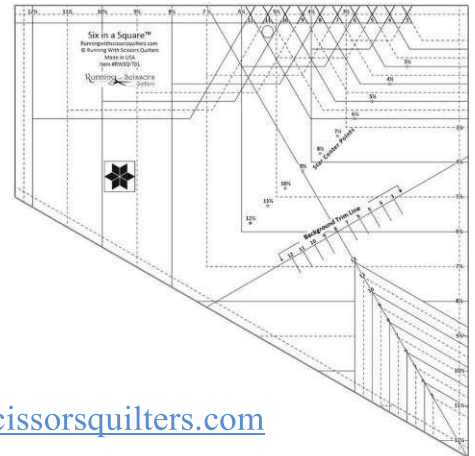

Binding	1/3 yard
Backing	1 ½ yard

Future Ideas! Other Nested Star Colors:



## SIX IN A SQUARE<sup>®</sup> Tool – Where 60 degrees meets 90!

- A trim-down method for making six • Use one tool from start to finish pointed stars that fit in a square. • Only \$37.50



Patterns for this tool can be viewed on our website; [runningwithscissorsquilters.com](http://runningwithscissorsquilters.com)