

Quilted Tote Bag

Materials List for the Quilted Tote Bag

You will need the following to participate in the Quilted Tote Bag Class

1. \$15 class kit fee to be paid directly to instructor in cash on the day of the class, Thursday, October 12, 2023. Please bring exact change. The kit will include the bag pattern, D ring and fusible needed for 1 tote bag. Additional hardware will be available for sale during class for those who may be interested.

Bring a sewing machine in good working order. You must be familiar with your own machine, know how to thread and use the machine. Bring a $\frac{1}{4}$ " foot, zipper foot and a foot for edge stitching (Bernina feet numbered 37, 4 & 10).

2. General sewing supplies, pins, rulers, rotary cutter with a fresh blade, pressing cloth. 50 wt polyester thread that coordinates with your fabric. One or 2 bobbins wound with thread.
3. 6" to 9" zipper
- 4.


Part	Amount
Outside Lower Fabric	$\frac{1}{4}$ - $\frac{1}{2}$ Yard*
Lining Fabric	$\frac{1}{2}$ Yard
Exterior pocket lining	6 $\frac{1}{2}$ " x 6 $\frac{1}{2}$ "
Interior Pocket	10" x 20" or 1 Fat Quarter
Rigid Base Fabric	1 Fat Quarter

* $\frac{1}{4}$ yard should be enough unless you have fabric with a directional pattern


Yardage is based on 44" wide fabrics. I suggest using high quality quilting grade 100% cotton, and you should wash and iron all fabric prior to cutting.

5. Create your outside upper sections (HSTs). You will need 36 – 3" finished HSTs. You may opt to have a scrappy look, or a pattern of HSTs. I recommend using a design board to find a pattern that is pleasing to you. You will need to have 2 - HST fabric units that are 6x3 HSTs (18 $\frac{1}{2}$ " x 9 $\frac{1}{2}$ "). Below is the pattern I used for the bag pictured on the front of the pattern.


You will also need to create a HST fabric unit that is 2x2 HSTs (6 ½" x6 ½") for the outside pocket using 4 HSTs. Note: HST template is attached, or you can use your preferred method to make your 3" finished HSTs.



Outer Upper Front



Outer Upper Back



Pocket

Please come to class with your 3 fabric units completed.

I look forward to seeing you in class! Helen

3" finished Half-Square Triangle

Key Block (1 and 8/50 times actual size)

